



Planon Connect for Energy & Sustainability Management

Planon Software Suite

Version: L126

© 1997 - 2026 Planon. All rights reserved.

Planon and the Planon logo are registered trademarks of Planon Software Development B.V. or its affiliates. All other product and company names mentioned herein are trademarks or registered trademarks of their respective companies. Planon Software Development B.V., its affiliates and/or licensors own the copyright to all Planon software and its associated data files and user manuals.

Although every effort has been made to ensure this document and the Planon software are accurate, complete and up to date at the time of writing, Planon Software Development B.V. does not accept liability for the consequences of any misinterpretations, errors or omissions.

A customer is authorized to use the Planon software and its associated data files and user manuals within the terms and conditions of the license agreement between customer and the respective legal Planon entity as soon as the respective Planon entity has received due payment for the software license.

Planon Software Development B.V. strictly prohibits the copying of its software, data files, user manuals and training material. However, customers are authorized to make a back-up copy of the original CD-ROMs supplied, which can then be used in the event of data loss or corruption.

No part of this document may be reproduced in any form for any purpose (including photocopying, copying onto microfilm, or storing in any medium by electronic means) without the prior written permission of Planon Software Development B.V. No copies of this document may be published, distributed, or made available to third parties, whether by paper, electronic or other means without Planon Software Development B.V.'s prior written permission.

About this Document

Intended Audience

This document is intended for *Planon Software Suite* users.

Contacting us

If you have any comments or questions regarding this document, please send them to:
support@planonsoftware.com.

Document Conventions

Bold

Names of menus, options, tabs, fields and buttons are displayed in bold type.

Italic text

Application names are displayed in italics.

CAPITALS

Names of keys are displayed in upper case.

Special symbols


	Text preceded by this symbol references additional information or a tip.
	Text preceded by this symbol is intended to alert users about consequences if they carry out a particular action in Planon.

Table of Contents

Introduction.....5

Preconditions.....6

Solution Concept.....7

Solution Process..... 8

Implementation..... 9

Index.....10

Introduction

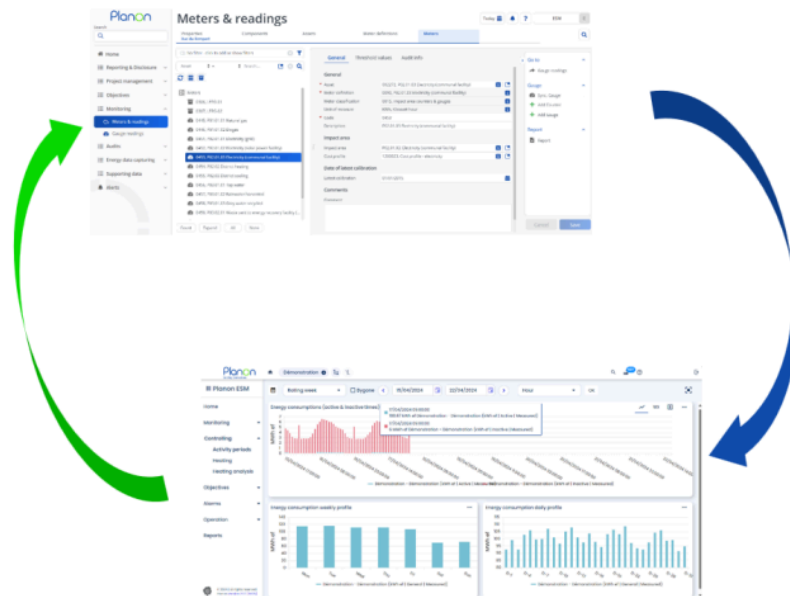
Planon Connect for Energy & Sustainability Management (ESM) is a product that is currently under development. It's being released in multiple phases across both the Planon and Ubigreen platforms. This section outlines the current state of the solution.

For upcoming releases, see Roadmap information.

Preconditions

General preconditions are:

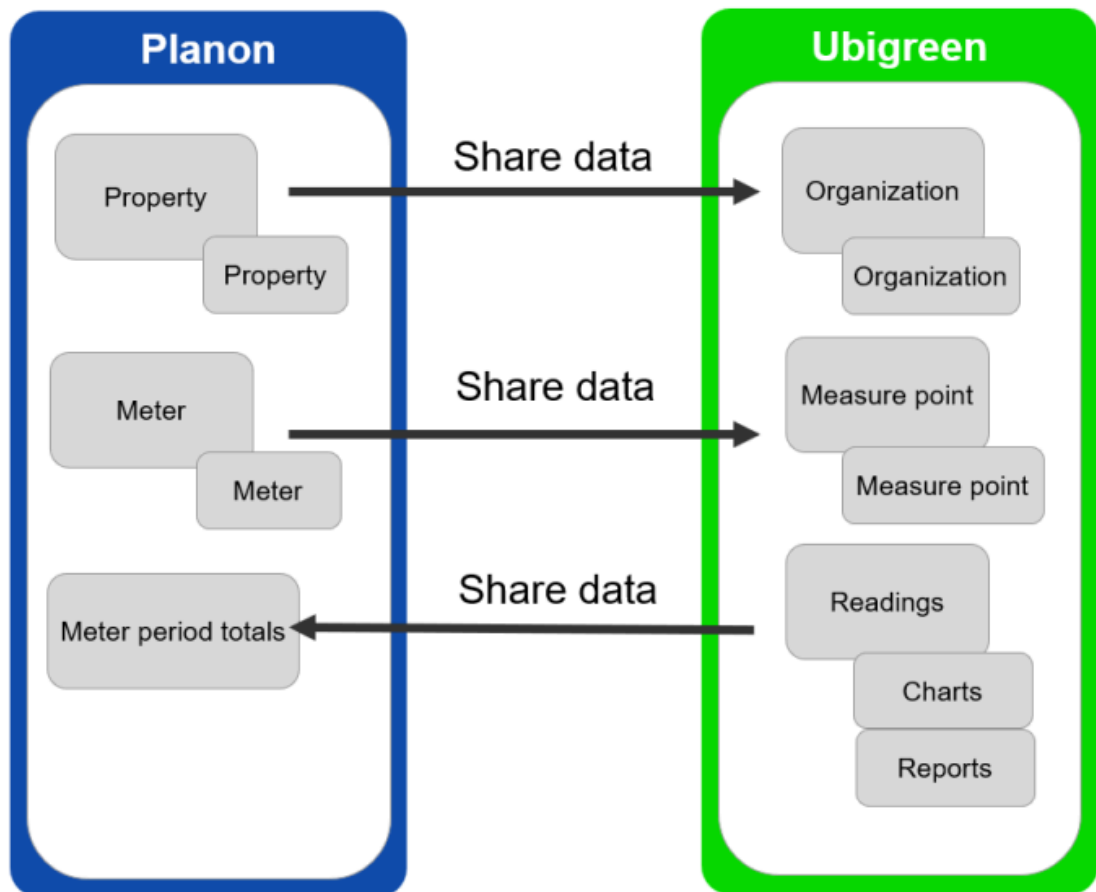
1. Supported on Planon Cloud L105 and later.
2. Planon Connect for Energy & Sustainability Management solution (app).
3. Supported on Ubigreen 2.57.8875.



Solution Concept

Planon customers can decide to start sharing properties and meters for the ESM solution with Ubigreen. The properties and meters are defined in Planon and the ones that are relevant for the ESM solution are sent to the Ubigreen platform. The property and meter structures are directly created in Ubigreen. Updates of shared fields need to be triggered in Planon and are kept in sync with Ubigreen. The information in both systems is the same.

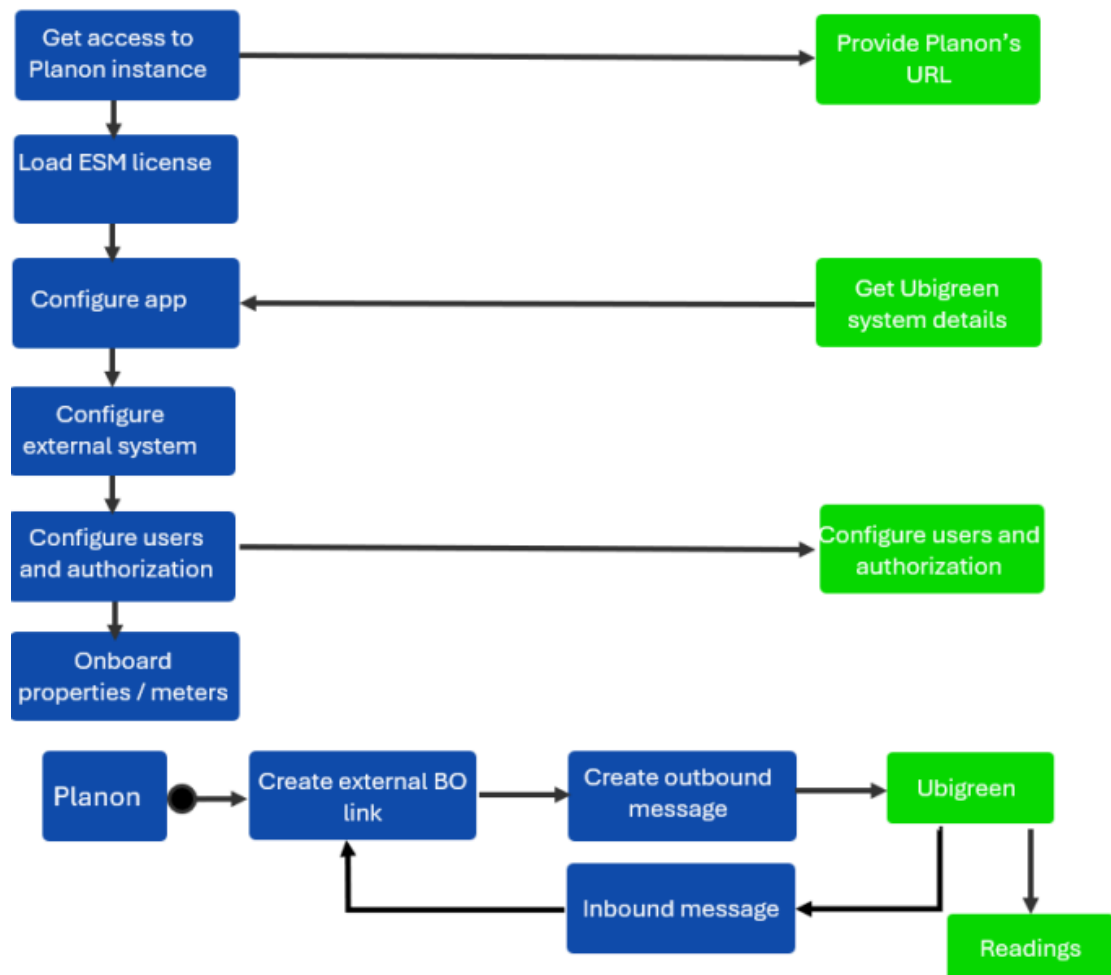
The detailed meter readings are registered in Ubigreen. The readings are enriched with cost, CO2 and energy calculations. The available graphs and reports in Ubigreen can be used to analyze the detailed data. You can login into Ubigreen and analyze the data. Planon will receive a monthly aggregation of the measures and calculation in return (in a later version).



Solution Process

The first stage of the solution is to be able to share property and meter details with Ubigreen. In later stages there will be an exchange of aggregate meter data from Ubigreen back to Planon. For more information, see the manual of the app.

i For more information, see Planon Connect for Energy & Sustainability Management user guide available in the marketplace.



Implementation

This section describes the overall implementation step and lists various settings involved in the Planon ESM solution with Ubigreen:

- [External BO links](#)
- [Property management](#)
- [Meters](#)
- [Marketplace](#)
- [Planon Connect for Ubigreen - Occupancy](#) user guide available in the marketplace.

Index

E

ESM

- Implementation 9

- Introduction 5

- preconditions 6

- Solution concept 7

- Solution process 8

- Ubigreen 5, 6, 7, 8, 9