



Improved and Phase-Out Features

Planon Software Suite

Version: L129

© 1997 - 2026 Planon. All rights reserved.

Planon and the Planon logo are registered trademarks of Planon Software Development B.V. or its affiliates. All other product and company names mentioned herein are trademarks or registered trademarks of their respective companies. Planon Software Development B.V., its affiliates and/or licensors own the copyright to all Planon software and its associated data files and user manuals.

Although every effort has been made to ensure this document and the Planon software are accurate, complete and up to date at the time of writing, Planon Software Development B.V. does not accept liability for the consequences of any misinterpretations, errors or omissions.

A customer is authorized to use the Planon software and its associated data files and user manuals within the terms and conditions of the license agreement between customer and the respective legal Planon entity as soon as the respective Planon entity has received due payment for the software license.

Planon Software Development B.V. strictly prohibits the copying of its software, data files, user manuals and training material. However, customers are authorized to make a back-up copy of the original CD-ROMs supplied, which can then be used in the event of data loss or corruption.

No part of this document may be reproduced in any form for any purpose (including photocopying, copying onto microfilm, or storing in any medium by electronic means) without the prior written permission of Planon Software Development B.V. No copies of this document may be published, distributed, or made available to third parties, whether by paper, electronic or other means without Planon Software Development B.V.'s prior written permission.

About this Document

Intended Audience

This document is intended for *Planon Software Suite* users.

Contacting us

If you have any comments or questions regarding this document, please send them to: support@planonsoftware.com.

Document Conventions

Bold

Names of menus, options, tabs, fields and buttons are displayed in bold type.

Italic text

Application names are displayed in italics.

CAPITALS

Names of keys are displayed in upper case.

Special symbols


	Text preceded by this symbol references additional information or a tip.
	Text preceded by this symbol is intended to alert users about consequences if they carry out a particular action in Planon.

Table of Contents

Improved and Phased-Out Features.....	5
Activating an improved feature.....	7
Pending improved and phased-out features.....	8
Activated improved and phased-out features.....	11
Analyzing the impact of an improved feature.....	21
Index.....	24

Improved and Phased-Out Features

Improved features introduce new functionality in the Planon application that replaces an earlier implementation and is **not backward compatible**.

Breaking change

An improved feature includes a breaking change, which is any modification to the product that causes existing customer functionality to stop working or behave differently, requiring customers to adjust their workflows, configurations, or integrations.

Examples of breaking changes include:

- Calculation logic has changed, producing different results.
- Reports are changed and current reports are no longer available or accurate.
- An interface with an external system is broken.

As a rule of thumb: if customers must make changes on their side to keep things working, the change is considered a breaking change.

Why does Planon introduce Improved Features and breaking changes?

Planon continuously improves the product to deliver smarter, faster, safer, and more efficient solutions. Sometimes, these improvements cannot be implemented in a fully backward-compatible way. Older functionality may:

- Limit further innovation or performance improvements.
- No longer meet security, compliance, or accessibility standards (for example, WCAG 2.1).
- Create excessive technical debt that makes maintenance and support increasingly difficult.
- Cause inconsistent behaviour across modules or interfaces.

In these exceptional cases, Planon must replace the old implementation with a new one – even if this means introducing a breaking change.

Preparation

The **Improved Features and Phased-out Features** TSI (System Settings) provides an overview of all improved features available in Planon. These features are **not activated automatically during an upgrade**.

Application Managers decide when to activate an improved feature. Activation must take place **before the specified deadline**, giving Application Managers full control over when and how the new functionality is implemented.

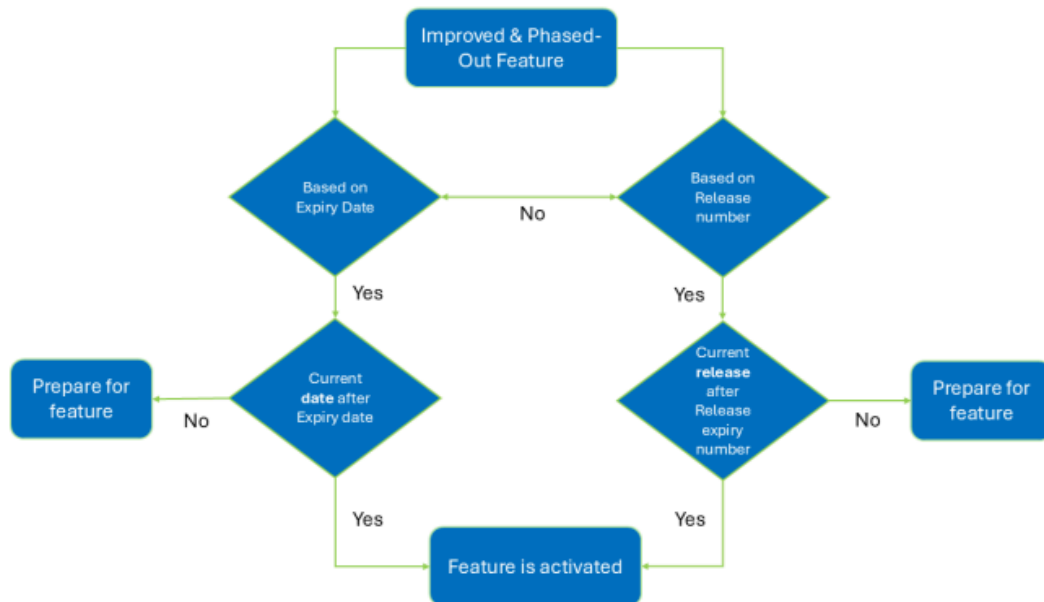
The preparation period for an improved feature has a *deadline*, which is either an expiry date, or a release expiry number:

- **Expiry date** - date in the **Preparation deadline** field)

When upgrading, an improved feature whose expiry date has passed is automatically activated.

- **Release expiry number** - release number in **Release expiry date** field

The improved feature will not be activated unless you upgrade to a later release than the release expiry number.



In the preparation phase, application managers can activate an improved feature in a **Test** environment and move this to **Production** before the deadline is met.



An improved feature whose deadline has passed - whether it is an expiry date or a release expiry number - is **automatically** activated. **Automatically** activating an improved feature is only performed when you upgrade to a newer release (true for Cloud and on-premise installations). In a Cloud environment, this means that a restart or installing a hotfix will not activate an improved feature.

Application managers can prepare for the new feature, by:

- Adapting interfaces with other systems.
- Changing Planon configurations.

See: [Analyzing the impact of an improved feature](#) for additional information.

- Adapting TMS implementation.

[Activated improved and phased-out features](#)

[Pending improved and phased-out features](#)

Activating an improved feature


Procedure

1. Open the Improved and Phased-out Features TSI.
A list of the features is displayed.
2. Select the feature you want to activate. An icon in a specific color indicates its status:
 - Blue (●): the preparation deadline is more than 6 months, you still have time to implement.
 - Orange (●): the preparation deadline is only three months away, time is catching up.
 - Red (●): you have 3 months or less, time is running out and you have less time left to do the implementation.
 - Green (●): the feature is activated.
3. In the data panel, the following information is displayed.
 - **Name:** the name of the feature.
 - **Description:** Summary of the improved feature.
 - **Date of introduction:** The date on which the feature was introduced by Planon. (This is **not** the date on which you upgraded or activated the feature in your environment.).
 - **Release expiry number:** This is the release number up to which you can prepare for and activate the improved feature.

If you upgrade to a later release without activating the feature, **Planon automatically activates it during the upgrade**. For more information, see the relevant details in [Improved and Phased-Out Features](#).
 - **Preparation deadline:** The date up to which you can prepare and activate the feature. After this date, **Planon automatically activates the feature**.

It is your responsibility to ensure that all required preparations are completed before the preparation deadline.

- **Activated:** Click **Yes** to activate the feature. The application will check if you fulfilled all requirements and start working according to the new functionality.

 Once you activate a feature, you cannot switch back.

4. Click Save.

The selected feature is activated and ready for use.

Pending improved and phased-out features

The following overview lists improved features that are pending.


Improved and phased-out features

These are important improvements to the Planon application which:

- introduce new functionality that is not compatible with the previous implementation
- require preparation and implementation effort

Pending improved and phased-out features

Customers who are considering upgrading their Planon software and would like to understand which improved features they have to prepare for, should use this overview.

 If you upgrade to a specific version or a date, the improved features of the preceding version or date will become active.

Example

- If the release is L105, then upgrading to L106 or higher will enable the improved feature.
- If it is a date (JAN-1-2024), the feature will be enabled if you run an upgrade to a new live release (doesn't matter which version) *after* JAN-2-2024.

**Final version
to prepare...**


Description

Date


Number


L130

Activate Privacy sandbox

Final version to prepare...	Description
Date	Number
	<p><i>This improved feature does not apply to on-premise environments, where it can be enabled without additional configuration.</i></p> <p>For Cloud customers:</p> <p>The Privacy sandbox setting determines under which domain the Keycloak server is deployed. This domain must be the same as the Planon environment's domain.</p> <p>The setting can be found in the Environment Management gadget on the SSO tab. The setting should be set to 'On'.</p> <p>To make this change, the IDP that is used for logging in must refer to the new domain. Instructions can be found in the Planon Webhelp under Privacy sandbox compatibility.</p>
	<div style="border: 1px solid #0070C0; padding: 5px;">  Please note the IDP must be changed before enabling the setting. </div>
	<p>L136 Disable Data Aggregation Manager SXs</p> <p>The following Data Aggregation SXs will be deprecated:</p> <ul style="list-style-type: none"> • ContainerSX • ReportSX • CalculateSX <p>In addition, access to the Aggregation properties TSI will be disabled. However, access to the Data Aggregation Manager TSI will remain.</p> <p>For more information about Data Aggregation Manager, see Data Aggregation in the Webhelp.</p> <p>These are being phased out because they rely on legacy TMS (Tailor Made Solutions) solution extensions, which are no longer supported under new platform policies. The deprecation is also driven by the need to discontinue non-platform extensions and to simplify licensing.</p>
	<p>L139 Phase out Trusted service key</p> <p>The 'DSA_KEY' column in the 'PLN_TRUSTEDSERVICE' table does not reflect the actual encryption algorithm in use.</p> <p>The column will be renamed to 'ENCRYPTEDKEY'.</p> <p>Impact</p> <p>This affects all related integrations and custom code that uses the old column name (such as tailor-made solutions</p>

Final version to prepare...	Description
Date	Number
	(TMS), SDK, Self-Service (PSS) Publisher and any other internal components that reference the column).
	<p>L140 Gross lease receivables balancing</p> <p>For IFRS 16: by activating this feature switch, the financial positions of Gross lease receivables (GROLERE) will be cleared on at the start date of the first open period.</p> <p>Previously, in situation of subleasing, the unguaranteed residual value (URV, in Planon Lease accounting Solution Fixed account SL_E_RoU) was never recalculated when modifications were performed on the headlease or the sublease. Now, Planon Lease accounting Solution recalculates that URV (SL_E_RoU) in case any modification to the headlease or the sublease has an impact on its assessment.</p> <p>The purpose of this improved feature is to ensure that past modifications on headlease or subleases that resulted in the booking of GROLERE amounts are transferred into the accurate position of URV (SL_E_RoU). This improved feature determines the present position of the URV (SL_E_RoU) and books the required adjustment with the current position, against the net counter booking of GROLERE balances within a correction posting at the start date of the first open period. A profit and loss effect balances the entry.</p> <p>For all IFRS 16 head and sublease it is mandatory to activate this improved feature immediately after the upgrade and before making any modifications on existing headlease and sublease constructions to ensure an alignment of the situation of existing headlease and subleases with the new head and sublease behavior of Planon Lease accounting Solution.</p>
	<p>L140 Discontinue Windows Server 2019</p> <p>Planon will discontinue support for Windows Server 2019. By activating this feature, you acknowledge and accept that Windows Server 2019 is no longer supported.</p>
	<p>L149 Discontinue SOAP web services in favor of REST API</p> <p>REST was chosen as an interface to expose Planon data to other external applications. The goal is to provide an Enterprise Application Integration solution to enable integration with external applications.</p> <p>The REST API is an industry standard, it is secure, light-weight, scalable, and can handle large amounts</p>

Final version to prepare...	Description
Date	Number
	of data. Also, it is not necessary for customers to implement custom Planon plugins (Platform Apps) to solve integrations problems.
	L149
	Discontinue non-platform extensions
	All tailor-made software that is installed using a 'jar file' will no longer be executed.
	This switch can be activated once all <i>traditional</i> tailor-made software has been implemented by a Planon Platform app.
	<div style="border: 1px solid black; padding: 5px;"> <p> Please keep in mind that Enterprise Talk workers based on traditional TMS and the Data Aggregation Manager will no longer work. A platform app will be available that replaces the traditional TMS Enterprise Talk workers though.</p> </div>

 The improved feature **Discontinue the 'Space' field on the 'Personnel' business object** is no longer applicable, starting from L111. This feature is no longer visible.

Improved and Phased-Out Features

Activated improved and phased-out features

Activated improved and phased-out features

The following overview lists improved features that have been activated.

Improved and phased-out features

These are important improvements to the Planon application which:

- introduce new functionality that is not compatible with the previous implementation
- require preparation and implementation effort

Activated improved and phased-out features

Customers who are considering upgrading their Planon software and would like to understand which improved features they have to prepare for, should use this overview.




If you upgrade to a specific version or a date, the improved features of the preceding version or date will become active.

Example

- If the release is L105, then upgrading to L106 or higher will enable the improved feature.
- If it is a date (JAN-1-2024), the feature will be enabled if you run an upgrade to a new live release (doesn't matter which version) *after* JAN-2-2024.


Final version to prepare ...	Description
Date	Number
L128	<p>Replace Connect for Outlook</p> <p>Connect for Outlook will be replaced with a newer product: Connect for Calendars.</p> <p>By activating this Improved feature, you will disable the usage of the product Connect for Outlook (C4O). Prior to activation, make sure to migrate the data of C4O to Connect for Calendars (C4C) with the help of a Planon consultant.</p> <p>Connect for Calendars benefits the customer in the following ways:</p> <ul style="list-style-type: none"> • It enables customers to easily move from on-premise Exchange to online Exchange (Office365). • It provides an elaborate audit trail that allows customers to check reservations on both the Planon and the Exchange side. <p>Make sure to prepare well in advance of activating the Improved feature - the effort of activating the solution and migrating/testing data is considerable.</p>
L120	<p>Authorization on expressions</p> <p>This setting enables additional authorization features on expressions used in reports.</p> <p>Specifically, if the user has no rights for fields used in the expression, these fields will no longer be available when evaluating the expression.</p>

Final version to prepare ...	Description
Date	Number
	<p>As a result some expressions may no longer provide the expected results, due to user authorization now taking effect.</p> <p>An additional setting has been provided in the Authorization settings TSI, to allow customers to test this feature before this feature switch will take full effect.</p> <p>See Authorization settings.</p>
	<p>L117 Use new improved reference fields for Country</p> <p>New, proper reference fields are introduced for 'Country': Country2. The existing Country picklist will no longer be supported in the future (see Preparation deadline).</p> <p>The new Country2 business object also supports user translations. It is not possible to use both the Country picklist and the new BO Country2.</p> <p>This Improved feature is to notify that you switch to using the Country2 BO.</p> <p>In this way, Mobile apps, TMS and so on can prepare for using the new Country2 BO instead of the old picklist.</p> <p>For the required configuration, see Using the Country2 field.</p>
	<p>L117 Use new improved reference fields for City</p> <p>New, proper reference fields are introduced for 'City'. The old string reference fields will no longer be supported in the future.</p> <p>The 'Cities' business object now supports user translations. These can only be used if the new City reference fields (system name CityRef) and Free integer fields - CityReference fields are used.</p> <p>This Improved feature indicates that you are switching to the new fields. By enabling it, the mobile apps, TMS etc., can also use the new fields, instead of the old (non-translatable) reference fields.</p> <p>For the required configuration, see Using the CityReference field.</p>
	<p>L112 Remove 'Thresholds for terms' TSI step</p> <p>Within the 'Thresholds for terms' business object structure, a 'base' business object with subtypes has been introduced (L100). As part of this change, a new TSI step, based on the new base business object, supporting and displaying <i>all subtypes</i>, has been added to the Thresholds for terms TSI. By activating this feature switch, you will remove the 'old'</p>

Final version to prepare ...	Description
Date	Number
	<p>step which was based on the 'Percentage' subtype only. For the required configuration, see Defining dynamic thresholds (threshold groups for terms).</p>
	<p>L110 Discontinue the 'Space' field on the 'Personnel' business object</p> <p>The 'Space' field will remain usable as it was before L111. Additionally, an optional calculated field called 'Space occupancy' will be introduced, which displays a person's space based on their highest occupancy rate. This new field will complement the existing occupancy solution and is intended for customers actively working at the Occupancy level (i.e. drilling down to the Occupancy level and changing Occupancy records). Please note that this new calculated field can also be used in (quick) filters.</p> <p>For those working at the Personnel level (i.e. not changing a person's details at the Occupancy level, but in the Personnel TSI instead, or modifying the 'Space' field in other ways), this field can be ignored.</p> <div data-bbox="500 991 1312 1146" style="border: 1px solid black; padding: 5px;"> <p> Since the 'Space' field will not be deprecated or removed, activating the feature switch is not necessary. When upgrading to L111 or higher, the feature switch will no longer be available.</p> </div> <p>Background info on the Improved Feature for 'Space': The initial plan was to remove the 'Space' field. However, based on valuable customer feedback, the decision was made to convert it into a calculated field. After further consideration of the latest input, it has been decided to fully retain the field and introduce an optional calculated field variant.</p>
	<p>L110 Discontinue Windows Server 2016</p> <p>Planon is ending support for Windows Server 2016.</p> <p>By activating this feature, you agree that you will no longer use Windows Server 2016.</p>
	<p>L101 Remove 'Allow last page' field</p> <p>The Allow last page system setting will be removed to prevent potential performance issues.</p> <p>When dealing with large data sets, it can take too long to <i>jump</i> to the last page in a set of records. The implementation was not scalable enough and therefore it was decided to remove this field.</p>

Final version to prepare ...	Description
Date	Number
<div style="text-align: right;"> Count Expand All None « < 1 2 3 > » </div>	
L100	<p>Meter structure</p> <p>Merging Daily meter readings into regular Meter readings. When this Improved feature is enabled, all Daily meter readings are moved to regular Meter readings in the background.</p>
L100	<p>Calculate tentative dates on renewal and termination options</p> <p>Enabling the Improved feature will start populating the Tentative notice date and Tentative end date on all active and inactive renewal and termination options.</p> <p>The tentative notice date (accepting party) for renewal options will also be taken into account to show the first upcoming notice date and end date (accepting party) on the contract.</p> <p>Be aware that blocked contracts will not be updated automatically (for example if they are blocked via the 'Blocked' status on the contract, or via 'Trial closure with freeze', or if contracts are linked to a pending approval).</p> <p>These contracts will only be updated after saving the contract options. The update will be done via a background action and the progress and results can be found in the background log.</p>
L98	<p>Remove obsolete fields from business objects 'Financial year', 'Property' and 'Contracts'</p> <p>The business objects 'Financial year' and 'Properties' have a set of obsolete fields that will be removed. Also, on 'Contracts', the reference to Windows client contracts (SE) will be removed.</p> <p>These fields are no longer used in the application; for reasons of consistency, it is in the interest of all parties to keep the application clean.</p> <p>These system fields will no longer be supported after the Release expiry number has passed. Please verify whether these fields are used on user reports, filters, TMS, etc. and if so, please take appropriate and timely action.</p> <p>The following business objects and corresponding fields are affected:</p>

Final version to prepare ...		Description
Date	Number	
		<p>Financial year</p> <ul style="list-style-type: none"> • SysPeriodCount • SysDepreciated • SysIsClosed • IsBeingChanged • SysIsJournalItem • SysLastExportJournalNr • SysLastJournalItem • SysLatestPeriod <p>Orders</p> <ul style="list-style-type: none"> • ContractRef (SYSCON) • Contract - This field references old Windows client contracts that are no longer used or supported. <p>Properties</p> <ul style="list-style-type: none"> • FinancialYearRef • LeaseCosts01 • LeaseCosts02 • LeaseCosts03 • LeaseCosts04 • LeaseCosts01Cum • LeaseCosts02Cum • LeaseCosts03Cum • LeaseCosts04Cum • LeaseExpensesArea • LeaseExpensesAreaCum • LeaseRevenuesArea • LeaseRevenuesAreaCum
August 1, 2023		<p>Discontinue support for BIM-GUID field on the 'Assets' and 'Spaces' business objects</p> <p>Planon will discontinue support for using links to BIM elements via the BIM GUID field. BIM Viewer will use BIM</p>

Final version to prepare ...	Description
Date	Number
	<p>System instead, with its BIM Systems business object links for selecting elements.</p> <p>The content of the BIM System will have already been filled by the BIM Exchange functionality.</p> <p>This feature will change the way the BIM Viewer behaves. 'BIM System' is required to allow the use of multiple models from different model extensions.</p>
	<p>Important</p> <p> If you use a different functionality to collect the link information of BIM elements, make sure that you fill the 'BIM System' with the right information before you activate this Improved feature.</p> <p>For more information, see BIM Viewer.</p>
June 1, 2023	<p>Discontinue the Standard Planon Self Service CAD viewer mapping</p> <p>Self-Service-specific CAD viewer mappings will no longer be supported. Instead, you can replace them with mappings available in the Web Client. This switch allows you to take full advantage in Self-Service of all these powerful Web Client mapping functions.</p>
January 1, 2023	<p>Discontinue use of old version of the Kiosk and Room Booking Panel</p> <p>As of 01-01-2023, the Kiosk and Room Booking Panel setting Use old version? will be removed. This means that Planon will behave as if this setting is set to No after an upgrade.</p> <p>When this feature is activated, the software will behave as if the Use old version? setting of the Kiosk and Room Booking Panel is set to No.</p>
	<p>L88 Use fixed fonts for reports that are independent of system fonts</p> <p>Planon reports will provide a fixed set of fonts to be used with reports, which will always be available irrespective of the server installed fonts, please ensure that fonts used in your reports match one of the following fonts:</p> <ul style="list-style-type: none"> • Allerta(Trebuchet MS)

Final version to prepare ...		Description
Date	Number	
		<ul style="list-style-type: none"> • Arimo(Arial) • Comic Neue(Comic Sans MS) • Cousine(Courier New) • DejaVu Sans • DejaVu Sans Condensed • DejaVu Sans Light • Gelasio(Georgia) • Noto Mono(Andale Mono) • Noto Sans(Verdana) • Oswald(Impact) • Shippori Mincho • Signika(Tahoma) • Tinos(Times New Roman) <p>If there is no matching font available, Planon will automatically convert the used font to 'Noto Sans'.</p>
	L87	<p>Discontinue Oracle 18.0</p> <p>Oracle 18 is having vulnerabilities. The support of Oracle 18.0 will be discontinued.</p> <p>This feature can be activated immediately when running on Microsoft SQL or Oracle 19 or higher.</p> <p>If you are running Oracle 18.0, the feature cannot be activated until the database platform is updated.</p> <p>See also: Supported Configurations.</p>
	L85	<p>Remove deprecated fields from Workspace</p> <p>The fields 'XPropFloorRef' and 'XSpaceRef' will be removed in version L85. Please remove them from TMS, reports and authorization.</p>
	L79	<p>Redundancy of the 'Available area' field of the Workspace</p> <p>The Available area field on Fixed workspaces will be made redundant. It will be replaced by the Available area field on the Workspace details.</p>
	L76	<p>Discontinue Microsoft SQL Server 2016</p>

Final version to prepare ...	Description
Date	Number
	<p>Microsoft SQL Server 2019 is supported from this Planon version onwards. The support of Microsoft SQL Server 2016 will be discontinued.</p> <p>This feature can be activated immediately when running on Oracle or SQL Server 2017 or higher.</p> <p>If you are moving from SQL Server 2016, the feature cannot be activated until the database platform is updated.</p> <p>See Supported Configurations.</p>
July 1, 2021	<p>Kiosk License</p> <p>Kiosks and Room Booking Panels without a license are blocked. If your Kiosks or Room Booking Panels are all licensed (see Kiosk Licenses TSI), you can activate this switch and prevent Kiosks or Room Booking Panels from being added without a license. If you have unlicensed Kiosks or Room Booking Panels, contact Planon to order more licenses.</p>
May 1, 2021	<p>Enable advanced database features for Attributes</p> <p>Attributes rely on advanced database features. These features are supported by the following database versions:</p> <ul style="list-style-type: none"> • Microsoft SQL 2016 • Oracle 12.1.0.2 <p>To make use of Attributes functionality, your database platform must match these versions (or later).</p> <p>See Supported Configurations.</p>
January 31, 2021	<p>Work assignments</p> <p>Enables you to create multiple work assignments for an order. A work assignment specifies by whom and when the order needs to be worked on.</p> <p>Upon activation (both with and without the license for multiple work assignments), the switch will change some of the existing behavior in Planon.</p> <p>See the WebHelp > Work assignments > Implications of activating multiple work assignments.</p>
January 1, 2021	<p>Discontinue IE11 browser support</p> <p>Discontinued support for Microsoft Internet Explorer 11 as of January 1, 2021.</p>

Final version to prepare ...	Description
Date	Number
	<p>In line with our commitment to the highest level of data security and quality of the user experience, we strongly urge users of IE11 (or older) to upgrade their internet browser to a more recent product.</p> <p>See Supported Configurations.</p>
January 1, 2021	<p>Discontinue support for Classic theme</p> <p>The 'Classic theme' will no longer be supported from 1 January 2021.</p> <p>By activating this Improved feature, all users who are currently using the 'Classic theme' will move to the 'Planon light' theme.</p> <p>See Themes.</p>
January 1, 2021	<p>Discontinue Error gadget and Error business object</p> <p>The 'Error gadget' and 'Error business object' have been replaced by 'Background actions'. As a result, these two features are now deprecated.</p> <p>Please remove all references to 'Error gadget' and 'Error business object' in your Planon environment. Possible references can be found in: navigation panel, reporting, alerts / notifications or TMS software.</p> <p>If references are not removed before the preparation deadline, the upgrade process may fail.</p> <p>See Background actions.</p>
December 31, 2020	<p>Field services through the Planon AppSuite</p> <p>Planon will replace Planon Mobile Field Services by the Planon AppSuite - Field Services app.</p> <p>By activating this feature, all field engineers using PMFS must switch to using the Planon AppSuite - Field Services app to work on jobs.</p> <p>See Planon AppSuite - Field Services.</p>
December 31, 2020	<p>Use of new audit fields on assets and building elements</p> <p>The old audit fields (INSERTDATE, CREATIONDATE, FK_PERSON_CREATEDBY, GEBRCODE, CHANGEDATE, MUTATIEDATUM, FK_PLANUSER_CHANGE) on assets and building elements have been replaced by new audit fields (INSERTDATE, GEBRCODE, CHANGEDATE, FK_PLANUSER_CHANGE) to align the audit information for</p>

Final version to prepare ...		Description
Date	Number	
		assets and building elements. As a result, the old audit fields are now obsolete. Please remove all references to these old audit fields in your Planon environment. Possible references can be found in: layouts, filters, reporting, alerts / notifications or TMS software. If these references are not removed, the upgrade process may fail.
December 31, 2019		Delete old security audit logs Automatically deletes security audit logs older than 6 months.
September 1, 2019		Specific time zones no longer supported Discontinued supporting a number of time zones. The support is revoked because duplicate time zone acronyms are used, which is causing confusion. (For example, "CST" could be U.S. "Central Standard Time" or "China Standard Time"). By activating this feature, the following time zones are no longer supported: ACT, AET, AGT, ART, AST, BET, BST, CAT, CNT, CST, CTT, EAT, ECT, EST, HST, IET, IST, JST, MIT, MST, NET, NST, PLT, PNT, PRT, PST, SST, SystemV/AST4, SystemV/AST4ADT, SystemV/CST6, SystemV/CST6CDT, SystemV/EST5, SystemV/EST5EDT, SystemV/HST10, SystemV/MST7, SystemV/MST7MDT, SystemV/PST8, SystemV/PST8PDT, SystemV/YST9, SystemV/YST9YDT, VST.

Improved and Phased-Out Features

Pending improved and phased-out features

Analyzing the impact of an improved feature

The impact of an improved feature may not be immediately clear. If you are uncertain about the changes or expect a significant impact, you can use the **Field usage** system report to investigate. The **Field usage** system report scans the entire application and database to identify where a specific field type is used, organizing the results into categories such as Field definer , Layouts , Filters, Planon Self-Service etc. The report can be used to analyze the impact of one improved feature at a time.



Please note that this report can be used broadly to analyze where a field type is applied, not just in the context of an improved feature.

Important information

The report is designed to be comprehensive, but please note that it does not cover:

- Data Aggregation - a separate tool is available for analysis (see: [Analyzing the impact of an improved feature on Data Aggregation](#))
- Custom software additions via TMS/apps (out of scope)

While the report aims to identify as many relevant issues as possible, it may not capture every case, particularly those related to specific topics. We appreciate your understanding and feedback as we continue to enhance the reporting capabilities.

Procedure

1. Go to **System Settings > Improved and Phased-out Features**.
2. On the action panel, click **Report**.

The Reporting dialog box opens.

3. Click the System reports tab.
4. Select the Field usage report.
5. On the action panel, click **Edit report settings**.

The Field usage - report settings dialog box opens.

Field	Value
* User	SUPERVISOR, Supervisor
* System code	1
* System report	Field usage
Business object type	
Field type	
Picklist name	
Subtitle	
Modification date-time	04/03/2025 10:59:56
Insertion date-time	04/03/2025 10:57:30
Update count	2
Title	

6. In the **Field type** field, select the desired field type to search for from the **Field type** dialog box (for example 'CountryPickList').

Field type ✕

Field: Operator: Value: ✕ ✕ + 🔍

⚙️

<input type="checkbox"/>	System name	Label
<input type="checkbox"/>	CostSettlementProfileLine	Cost settlement profile line
<input type="checkbox"/>	CostSettlementProfileState	Cost settlement profile status
<input type="checkbox"/>	CostSettlementState	Cost settlement status
<input type="checkbox"/>	CounterMeter	Counter
<input type="checkbox"/>	CounterMeterDefinition	Counter definition
<input type="checkbox"/>	CounterMeterReading	Counter reading
<input type="checkbox"/>	CounterValueMutation	Counter value modification
<input type="checkbox"/>	CounterValueMutationState	Status of counter value modification
<input type="checkbox"/>	Country2	Country*
<input checked="" type="checkbox"/>	CountryPickList	Country picklist
<input type="checkbox"/>	CreateLogOn	Create logs on
<input type="checkbox"/>	CreditDebit	Credit / debit
<input type="checkbox"/>	CreditJournalEntry	Credit entry
<input type="checkbox"/>	CrossStepDPVDefinition	Dynamic proxy view definition - navigation action
<input type="checkbox"/>	Currency	Currency
<input type="checkbox"/>	CurrencyAwareMoney	Currency aware
<input type="checkbox"/>	CurrencyPair	Currency pair
<input type="checkbox"/>	Customer	Customers
<input type="checkbox"/>	CustomerBudget2021	Customer budget
<input type="checkbox"/>	CustomerBudget2021Definition	Customer budget definition
<input type="checkbox"/>	CustomerBudget2021ScopeType	Scope type (customer budget)
<input type="checkbox"/>	CustomerMToNProperty	Linked properties
<input type="checkbox"/>	CustomerQuotation	Customer quotation
<input type="checkbox"/>	CustomerQuotationLines	Customer quotation lines

« < 1 2 3 > »

OK Cancel

i If the field type is **CodesCodeName** or **CodesCodeNameGroup** (translated name: **Picklists code descriptive**), you can enter a picklist name in the **Picklist name** field within the **Field usage - report settings** window:

- If left empty, the report will display all picklists.
- If a valid picklist name is entered, the report will only show sections where this specific picklist is used.
- For other field types, the **Picklist name** field is not applicable and will be cleared automatically.

7. Click **OK**.
8. On the action panel, click **Preview & print**.

The report is now generated.

Index

A

Activated improved features 11

I

Improved and phased-out features
activate 7

Improved features 5
analyze impact 21

P

Pending improved and phased-out
features 8

Phased-out features 5